



icecat Manual

Step 1: Go to Icecat.co.uk. Click the three lines in the top right and click login. Don't have an account yet? Create one for free.

Channel partners Manufacturers Partners Country: Language: English

icecat

icecat: syndicator of product information via global open catalog with more than 12489039 data-sheets & 31546 brands – register (free)

New product data-sheets

GIVE NOW! UAid

HP Elite SFF 800 G9 Desktop PC an hour ago

HP Elite SFF 800 G9 Desktop PC, 2.1 GHz, 8 GB, 512 GB, SSD

Search similar products Like (0) Share

HP Papercut MF SW Installation REQUIRED Device ConfigurationImplementation Svc 3 hours ago

Product content by catalog

- Computers & Peripherals
- Entertainment & Hobby
- Telecom & Navigation
- Building & Construction
- AV & Photo
- Fashion & Lifestyle

Step 2: Log in with your username and password, after logging in you'll be redirected to your profile page.

Channel partners Manufacturers Partners Country: Language: English

icecat

Why channel partners choose Full Icecat?
- 31546 brands supported
- 12489039 product data-sheets
- coverage guarantee for your assortment

MediaMarkt Amazon eBay Buy.com INGRAM MICRO

Start Login

Login for users (channel partners, manufacturers) of Icecat data.

User name: user

Password:

Stay logged in

LOGIN

Forgot your user name and/or password?

Register as new user (free)

Step 3: Click import/export to start acquiring product information and images.

Channel partners Manufacturers Partners Country: English Language: English

icecat Icecat search

icecat: syndicator of product information via global open catalog with more than 12489039 data-sheets & 31546 brands - register (free)

My profile Import/Export leury

You can switch back to the previous matching design

Upload product feed ⓘ

Product feed upload from PC (max 10M)

Upload from PC Upload from URL

+ BROWSE

GO BACK TO MY PREVIOUS RESULTS Auto

Step 4: In our [example Excel](#) you'll find the data you need to upload to get your product information:

- Enter the GTIN for the products you want data for
Attention: Step 4a will tell you how to find a list of GTIN's, for the products you ordered with us.
- Optionally you can add our product id

A: You can remove the example numbers, after that enter the GTIN's for which you want information

B: Additionally you can add Product ID, for our own brands this will be the van der Meulen product ID

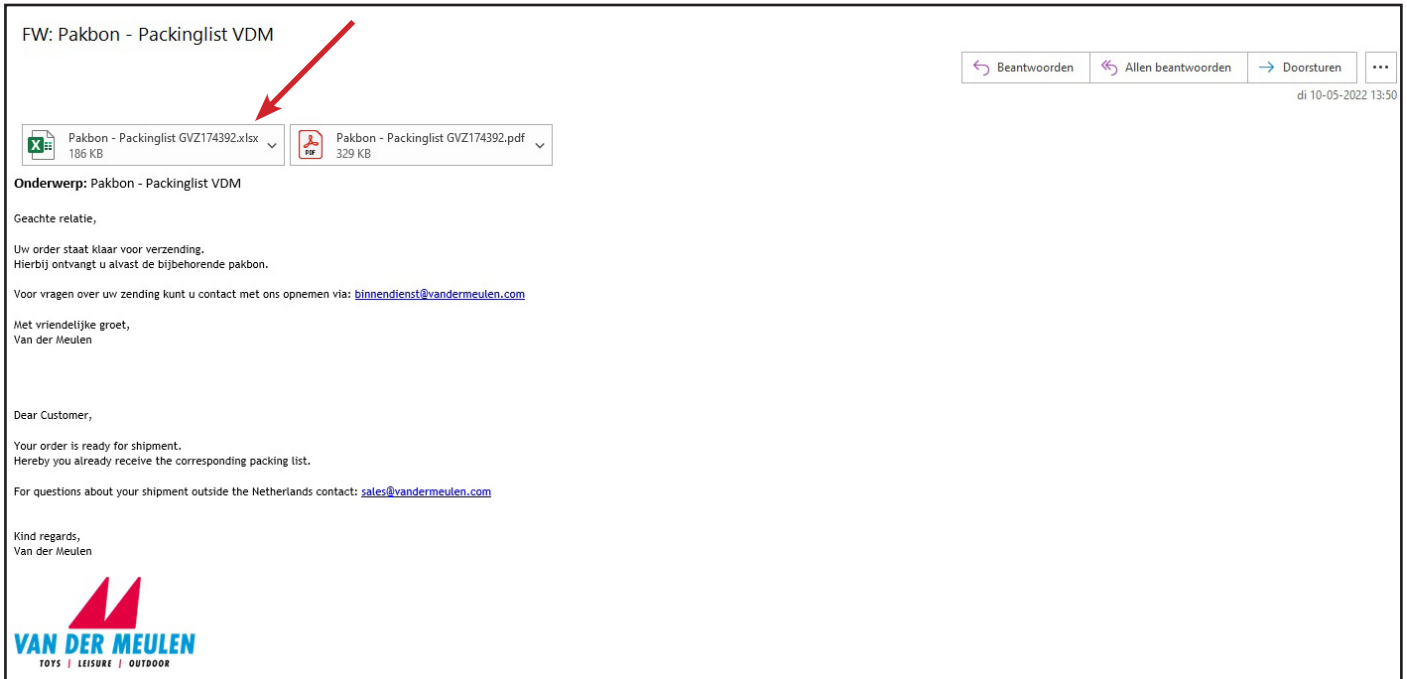
C: Save the Excel file and upload it in step 5

	A	B	C	D	E	F	G	H	I	J	K	L	M	N	O	P
1	GTIN (Required)	Product ID (Optional)														
2	8712051206066	0601006														
3	8712051211695	0607238														
4	8712051218458	0710020														
5																
6																
7																
8																

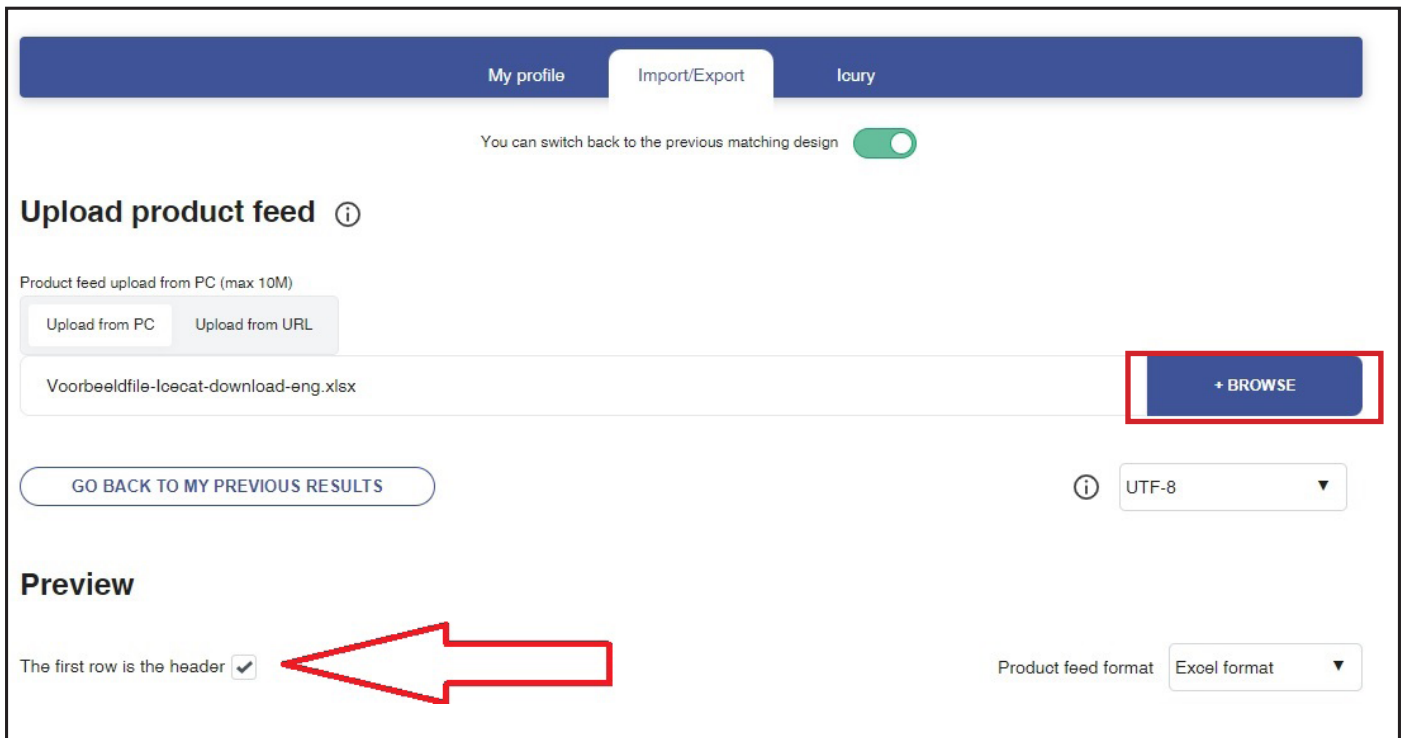


Download the example Excel file

Step 4a: After we ship your order, you'll receive an e-mail with a packing list in Excel and PDF format. You can copy and paste the GTIN's from the Excel file into the example file for IceCat.



Step 5: Upload the Excel file into Icecat. You can do this by clicking +BROWSE and selecting the file. Under preview also check the box 'The first row is the header'.



Step 6: Select the matching values under 'matching'. Under 'GTIN (EAN/UPC)*' select 'GTIN (required)'

Optionally: Under 'Product ID' select 'ProductID (optional)'

Preview

The first row is the header

Product feed format: Excel format ▼

PREVIEW

GTIN (Required)	Product ID (Optional)	
8712051206066	0601006	
8712051211095	0607238	
8712051218458	0710020	

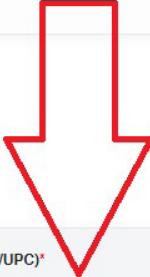
Matching

Show my offers in the Icecat.biz comparison site

Manufacturer product code (mandatory if GTIN - EAN or UPC - code is absent)*	Manufacturer brand name	GTIN (EAN/UPC)*	Your product ID ⓘ
<input type="text"/>	<input type="text"/>	<input type="text"/>	<input type="text"/>

* required

SAVE SETTINGS **CLEAR SETTINGS**



Step 7:

1 Click 'SAVE SETTINGS' and wait for the progress bar to reach 100%

2 After that, click 'GO TO MY DOWNLOADS AND RESULTS'

Matching

Show my offers in the Icecat.biz comparison site

Manufacturer product code (mandatory if GTIN - EAN or UPC - code is absent)	Manufacturer brand name	GTIN (EAN/UPC)*	Your product ID ⓘ
<input type="text"/>	<input type="text"/>	GTIN (Required) X ▼	Product ID (Optional) X ▼


* required

1 **SAVE SETTINGS** **CLEAR SETTINGS**

Matching Status

100 %

2 **GO TO MY DOWNLOADS AND RESULTS**



Step 8: Select 'Personal Catalog File' and choose the formats and languages in which you want to download your files. Check the box with "Generate Personal catalog file with Feature names as headers" as well.

My downloads CHANGE PRODUCT FEED

Getting started with Icecat export files

Output

Personal Index File

Personal Catalog File CSV Excel

Choose language: EN NL FR CLEAR

Generate Personal catalog file with Feature names as headers

Inform me by email once PCF is generated

Images

GENERATE

Step 9: Want to download images as well? Check the 'Images' box and select the images you want from the dropdown. Also select the languages you want images for.

My downloads CHANGE PRODUCT FEED

Getting started with Icecat export files

Output

Personal Index File

Personal Catalog File CSV Excel

Choose language: EN NL FR CLEAR

Generate Personal catalog file with Feature names as headers

Inform me by email once PCF is generated

Images Thumb Low-res Medium-res High-res CLEAR

Choose language: INT EN NL FR CLEAR

GENERATE

Step 10: After selecting the options you need, click 'GENERATE'. Icecat will download your product information. Wait for the progress bar(s) to reach 100%. You'll be able to download your files by clicking the download icon with 'XLSX' in front of it.

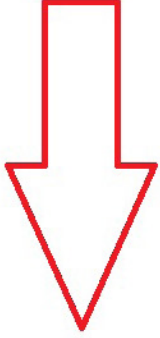
Choose language: EN X NL X FR X CLEAR



Generate Personal catalog file with Feature names as headers
 Inform me by email once PCF is generated

Images
Thumb X Low-res X Medium-res X High-res X CLEAR
Original X

Choose language: INT X EN X NL X FR X CLEAR

GENERATE



2022-04-20 15:07:08	PCF	EN	<i>i</i> Size	<i>i</i> Manual	XLSX 
2022-04-20 15:07:08	PCF	NL	<i>i</i> Size	<i>i</i> Manual	XLSX 
2022-04-20 15:07:08	PCF	FR	<i>i</i> Size	<i>i</i> Manual	XLSX 